



Das & Prasad

Chartered Accountants

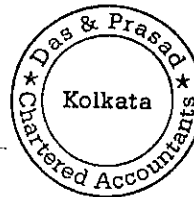
Limited Review Report

Review Report to

**The Board of Directors
Adhunik Metaliks Limited
Chadrihariharpur
PO- Kuaramunda, Sundargarh,
Odissa-770039**

1. We have reviewed the accompanying statement of unaudited financial results of **Adhunik Metaliks Limited** ('the Company') for the quarter ended 31st December 2013 (the "Statement"), except for the disclosures regarding 'Public Shareholding' and 'Promoter and Promoter Group Shareholding' which has been traced from the disclosures made by the management and have not been reviewed by us. This Statement is the responsibility of the Company's management and has been approved by the Board of Directors. Our responsibility is to issue a report on the statement based on our review.
2. We conducted our review in accordance with the Standard on review Engagement (SRE) 2410, review of Interim Financial information performed by the Independent Auditor of the entity issued by the Institute of Chartered Accountants of India. This standard requires that we plan and perform the review to obtain moderate assurance as to whether the Statement is free of material misstatement. A review is limited primarily to inquiries of company personnel and an analytical procedure applied to financial data and thus provides less assurance than an audit. We have not performed an audit and accordingly, we do not express an audit opinion.
3. Based on our review conducted as above, nothing has come to our attention that causes us to believe that the accompanying Statement of unaudited financial results, prepared in accordance with the recognition and measurement principles laid down in Accounting Standard 25 "Interim Financial Reporting" notified pursuant to the Companies(Accounting Standard) Rules, 2006, (as amended) and other recognized accounting practices and policies, has not disclosed the information required to be disclosed in terms of Clause 41 of the Listing Agreement including the manner in which it is to be disclosed, or that it contains any material misstatement.

For Das & Prasad
Chartered Accountants
Firm Registration No. 303054E



(A K Agarwal)
Partner

Membership No. 062368

Place: Kolkata
Date: 11th February' 2014

Adhunik Metaliks Limited
Regd. Office : Chadrihariharpur, P.O. Kuarmunda, Sundargarh, Odisha-770039

(₹ In Lacs)



PART - I STATEMENT OF UNAUDITED STANDALONE FINANCIAL RESULTS FOR THE QUARTER AND SIX MONTHS PERIOD ENDED 31st DECEMBER 2013

	Particulars	Quarter Ended		31st Dec 2012 (Reviewed)	Six Month Ended		Year Ended 30th June 2013 (Audited)
		31st Dec 2013 (Reviewed)	30th Sept 2013 (Reviewed)		31st Dec 2013 (Reviewed)	31st Dec 2012 (Reviewed)	
1	Income from operations						
a)	Net Sales / Income from Operations (Net of excise duty)	43,306.53	38,141.68	35,088.19	81,448.21	73,631.37	164,992.36
b)	Other Operating Income	64.93	33.26	83.70	98.19	206.30	2,193.17
	Total Income from operations (net)	43,371.46	38,174.94	35,171.89	81,546.40	73,837.67	167,185.53
2	Expenses						
a)	Cost of materials consumed/sold	21,980.88	18,288.69	18,432.86	40,269.57	34,653.52	72,820.89
b)	Purchase of stock-in-trade	8,675.75	5,006.77	289.93	13,682.52	929.59	11,130.35
c)	Changes in Inventories of finished goods, work-in-progress and stock-in-trade	(123.88)	3,011.66	82.09	2,887.78	6,390.74	16,561.01
d)	Employee benefits expense	1,336.02	1,387.75	1,257.88	2,723.77	2,387.77	5,313.11
e)	Consumption of Stores and Spares	1,891.96	1,720.36	2,620.48	3,612.32	5,608.79	10,150.22
f)	Depreciation and amortisation expense	2,399.46	2,399.02	2,420.51	4,798.48	4,855.96	9,602.50
g)	Other Expenses	4,235.89	4,075.48	5,446.20	8,311.37	12,056.31	24,474.38
	Total Expenses	40,396.08	35,889.73	30,549.95	76,285.81	66,882.68	150,052.46
	Profit/(Loss) from Operations before Other Income, Finance Costs and Exceptional Items (1-2)	2,975.38	2,285.21	4,621.94	5,260.59	6,954.99	17,133.07
4	Other Income	3,053.34	2,814.89	1,436.85	5,868.23	4,068.81	4,925.65
5	Profit/(Loss) from Operations before Finance Costs and Exceptional Items (3+4)	6,028.72	5,100.10	6,058.79	11,128.82	11,023.80	22,058.72
6	Finance Costs	5,666.30	4,855.11	5,853.06	10,521.41	11,904.62	22,761.81
7	Profit/(Loss) before Exceptional Items and tax (5-6)	362.42	244.99	205.73	607.41	(880.82)	(703.09)
8	Profit/(Loss) before tax (7-8)	362.42	244.99	205.73	607.41	(880.82)	(703.09)
9	Tax Expenses :						
a)	Current Tax	93.61	49.74	(234.70)	143.35	(234.70)	(90.80)
b)	MAT Credit Entitlement	(93.61)	(49.74)	234.70	(143.35)	234.70	90.80
c)	Deferred Tax Charge/ (Credit)	(82.22)	82.22	(800.35)	-	(1,015.07)	(985.11)
10	Net Profit/(Loss) for the period (9-10)	444.64	162.77	1,006.08	607.41	134.25	282.02
11	Paid up Equity Share Capital (Face Value ₹10 per share)	12,349.95	12,349.95	12,349.95	12,349.95	12,349.95	12,349.95
12	Reserves excluding Revaluation reserves						55,614.10
13	Earning per share -Basic & Diluted (not annualised) (in ₹)	0.36	0.13	0.81	0.49	0.11	0.23

PART - II SELECT INFORMATION FOR THE QUARTER AND SIX MONTHS PERIOD ENDED 31st DECEMBER 2013

	Particulars	Quarter Ended		31st Dec 2012	Six Month Ended		Year Ended 30th June 2013
		31st Dec 2013	30th Sept 2013		31st Dec 2013	31st Dec 2012	
A	PARTICULARS OF SHAREHOLDING						
1	Public Shareholding						
	- Number of Shares	43,586,365	43,586,365	52,118,882	43,586,365	52,118,882	49,697,875
	- Percentage of Shareholding	35.29	35.29	42.20	35.29	42.20	40.24
	Promoters and Promoter Group Shareholding						
a)	Pledged/Encumbered						
	- Number of Shares	21,850,000	21,850,000	18,850,000	21,850,000	18,850,000	18,850,000
	- Percentage of Shares (as a % of the total shareholding of promoter and promoter group)	27.34	27.34	26.41	27.34	26.41	25.54
	- Percentage of Shares (as a % of the total share capital of the company)	17.70	17.70	15.26	17.70	15.26	15.26
b)	Non-encumbered						
	- Number of Shares	58,063,171	58,063,171	52,530,654	58,063,171	52,530,654	54,951,661
	- Percentage of Shares (as a % of the total shareholding of promoter and promoter group)	72.66	72.66	73.59	72.66	73.59	74.46
	- Percentage of Shares (as a % of the total share capital of the company)	47.01	47.01	42.54	47.01	42.54	44.50

	Particulars	Quarter Ended 31st Dec 2013
B	Investor complaints	
	Pending at the beginning of the quarter	-
	Received during the quarter	4
	Disposed off during the quarter	4
	Remaining unresolved at the end of the quarter	-



Notes:


(1) Standalone Statement of Assets and Liabilities


(₹ in Lacs)

Particulars	As at 31st Dec 2013	As at 30th June 2013
A. EQUITY AND LIABILITIES		
1 Shareholders' Funds		
(a) Share Capital	12,349.95	12,349.95
(b) Reserves and Surplus	109,463.22	109,979.81
Sub-Total - Shareholders' Funds	121,813.17	122,329.76
2 Non-Current Liabilities		
(a) Long-Term Borrowings	80,269.44	59,008.41
(b) Deferred Tax Liabilities (Net)	8,828.42	8,583.20
(c) Other Long Term Liabilities	39,017.72	26,681.72
(d) Long-Term Provisions	464.31	473.01
Sub-Total - Non-Current Liabilities	128,579.89	94,746.34
3 Current Liabilities		
(a) Short-Term Borrowings	70,261.57	62,484.39
(b) Trade Payables	60,383.49	84,920.98
(c) Other Current Liabilities	14,339.72	21,608.67
(d) Short-Term Provisions	141.72	108.02
Sub-Total - Current Liabilities	145,126.50	169,122.06
TOTAL - EQUITY AND LIABILITIES	395,519.56	386,198.16
B ASSETS		
1 Non-Current Assets		
(a) Fixed Assets	210,010.96	208,552.68
(b) Non-Current Investments	7,325.52	7,325.52
(c) Long-term Loans and Advances	21,994.76	16,240.40
(d) Other Non-Current Assets	3,804.59	4,067.44
Sub-Total - Non-Current Assets	243,135.83	236,186.04
2 Current assets		
(a) Inventories	67,311.89	71,427.17
(b) Trade Receivables	55,594.51	49,302.78
(c) Cash and Bank Balances	224.52	695.25
(d) Short-Term Loans and Advances	18,848.72	18,156.08
(e) Other Current Assets	10,404.09	10,430.84
Sub-Total - Current Asstes	152,383.73	150,012.12
TOTAL - ASSETS	395,519.56	386,198.16

- (2) The above financial results were reviewed by the Audit Committee and approved by the Board of Directors at their respective meetings held on 11th February, 2014.
- (3) In terms of the dictated order dated 29th March, 2010 of the Hon'ble High Court of Calcutta, net deferred tax liability amounting to ₹ 163.01 lacs and ₹ 245.23 lacs for the quarter and six months period ended 31st December, 2013 respectively, has been adjusted against Securities Premium Account.
- (4) As the Company's business activity falls within a single primary business segment, viz. "Iron & Steel Products", the disclosure requirements of Accounting Standard - 17 "Segment Reporting", as notified by the Companies (Accounting Standards) Rules 2006 (as amended) are not applicable.
- (5) There are no extraordinary items during the periods reported above.
- (6) Prior Period Figures have been regrouped/rearranged wherever necessary.

For and on behalf of the Board


Ghanashyam Das Agarwal
Chairman



Place : Kolkata
Date: 11th February, 2014



Das & Prasad


Chartered Accountants

Limited Review Report

Review Report to

**The Board of Directors
Adhunik Metaliks Limited
Chadrihariharpur
PO- Kuaramunda, Sundargarh,
Odissa-770039**

1. We have reviewed the accompanying statement of unaudited consolidated financial results of Adhunik Metaliks Limited ('the company') and its subsidiaries and joint venture (together, 'the Group'), for the quarter ended 31st December 2013 (the "Statement"), being submitted by the Company pursuant to the requirement of Clause 41 of the Listing Agreement, except for the disclosures regarding 'Public Shareholding' and 'Promoter and Promoter Group Shareholding' which has been traced from the disclosures made by the management and have not been reviewed by us. This Statement is the responsibility of the Company's management and has been approved by the Board of Directors. Our responsibility is to issue a report on the statement based on our review.
2. We conducted our review in accordance with the Standard on review Engagement (SRE) 2410, review of Interim Financial information performed by the Independent Auditor of the entity issued by the Institute of Chartered Accountants of India. This standard requires that we plan and perform the review to obtain moderate assurance as to whether the Statement is free of material misstatement. A review is limited primarily to inquiries of company personnel and an analytical procedure applied to financial data and thus provides less assurance than an audit. We have not performed an audit and accordingly, we do not express an audit opinion.
3. In respect of unaudited quarterly consolidated financial results, we did not review the statement of unaudited financial results of two subsidiaries, and two joint ventures, whose unaudited quarterly financial results reflect total assets of Rs.1657.83 lacs as at 31st December'2013, total revenue of Rs. NIL and total Loss after Tax of Rs.3.92 Lacs for the quarter ended 31st December 2013. The financial information for this subsidiary and Joint Venture have been reviewed by the other auditors whose reports have been furnished to us, and our review report on the quarterly consolidated financial results is based solely on the reports of the other auditors.



4. Based on our review conducted as above, and on consideration of the reports of other auditors on the unaudited separate quarterly financial results including other financial information of the Components, nothing has come to our attention that causes us to believe that the accompanying Statement of unaudited consolidated financial results, prepared in accordance with the recognition and measurement principles laid down in Accounting Standard 25 "Interim Financial Reporting" notified pursuant to the Companies(Accounting Standard) Rules, 2006, (as amended) and other recognized accounting practices and policies, has not disclosed the information required to be disclosed in terms of Clause 41 of the Listing Agreement including the manner in which it is to be disclosed, or that it contains any material misstatement.

For Das & Prasad
Chartered Accountants
Firm Registration No. 303054E



A handwritten signature in black ink, appearing to read "A K Agarwal".

(A K Agarwal)
Partner

Membership No.062368

Place: Kolkata
Date: 11th February 2014

Adhunik Metaliks Limited
Regd. Office : Chadrihariharpur, P.O. Kuarmunda, Sundargarh, Odisha-770039

(₹ In Lacs)



PART - I STATEMENT OF UNAUDITED CONSOLIDATED FINANCIAL RESULTS FOR THE QUARTER AND SIX MONTHS PERIOD ENDED 31st DECEMBER 2013

	Particulars	Quarter Ended			Six Month Ended		Year Ended
		31st Dec 2013 (Reviewed)	30th Sept 2013 (Reviewed)	31st Dec 2012 (Reviewed)	31st Dec 2013 (Reviewed)	31st Dec 2012 (Reviewed)	30th June 2013 (Audited)
1	Income from operations						
a)	Net Sales / Income from Operations (Net of excise duty)	59,583.08	54,104.23	61,009.78	113,687.31	120,658.53	295,008.13
b)	Other Operating Income	64.93	198.26	248.70	98.19	536.30	7,172.00
	Total Income from operations (net)	59,648.01	54,302.49	61,258.48	113,785.50	121,194.83	302,180.13
2	Expenses						
a)	Cost of materials consumed/sold	25,562.74	22,931.75	27,709.05	48,494.49	53,932.05	122,732.76
b)	Purchase of stock-in-trade	8,675.75	5,006.77	289.93	13,682.52	929.59	27,771.16
c)	Changes in Inventories of finished goods, work-in-progress and stock-in-trade	(188.40)	2,236.44	32.66	2,048.04	2,461.45	11,838.16
d)	Employee benefits expense	2,231.79	2,295.58	2,063.36	4,527.37	3,982.24	9,548.51
e)	Consumption of Stores and Spares	2,098.79	1,931.05	3,033.38	4,029.84	6,253.71	11,421.47
f)	Depreciation and amortisation expense	3,596.30	3,595.31	3,316.28	7,191.61	6,828.25	18,887.99
g)	Other Expenses	9,780.31	9,322.44	12,861.97	19,102.75	24,529.35	49,594.89
	Total Expenses	51,757.28	47,319.34	49,306.63	99,076.62	98,916.64	251,794.94
3	Profit/(Loss) from Operations before Other Income, Finance Costs and Exceptional Items (1-2)	7,890.73	6,983.15	11,951.85	14,708.88	22,278.19	50,385.19
4	Other Income	3,317.71	3,129.85	1,927.71	6,612.56	5,085.84	6,741.17
5	Profit/(Loss) from Operations before Finance Costs and Exceptional Items (3+4)	11,208.44	10,113.00	13,879.56	21,321.44	27,364.03	57,126.36
6	Finance Costs	9,317.47	8,650.81	9,262.11	17,968.28	18,293.05	46,315.40
7	Profit/(Loss) before Exceptional Items and tax (5-6)	1,890.97	1,462.19	4,617.45	3,353.16	9,070.98	10,810.96
8	Profit/(Loss) before tax (7-8)	1,890.97	1,462.19	4,617.45	3,353.16	9,070.98	10,810.96
9	Tax Expenses :						
a)	Current Tax	396.13	316.97	710.02	713.10	1,361.05	2,413.62
b)	Tax relating to Earlier Years	-	-	-	-	-	(111.89)
c)	MAT Credit Entitlement	(398.62)	(314.48)	113.65	(713.10)	94.92	(28.64)
d)	Deferred Tax Charge/(Credit)	145.95	312.77	(91.23)	458.72	147.56	622.83
10	Net Profit/(Loss) for the period (9-10)	1,747.51	1,146.93	3,885.01	2,894.44	7,467.45	7,915.04
11	Minority Interest	2.09	(2.09)	(89.72)	-	(119.16)	(804.76)
12	Net Profit/(Loss) after tax, Minority Interest	1,745.42	1,149.02	3,974.73	2,894.44	7,586.61	8,719.80
13	Paid up Equity Share Capital (Face Value ₹10 per share)	12,349.95	12,349.95	12,349.95	12,349.95	12,349.95	12,349.95
14	Reserves excluding Revaluation reserves						88,856.54
15	Earning per share -Basic & Diluted (not annualised) (in ₹)	1.41	0.93	3.22	2.34	6.14	7.06

PART - II SELECT INFORMATION FOR THE QUARTER AND SIX MONTHS PERIOD ENDED 31st DECEMBER 2013

	Particulars	Quarter Ended			Six Month Ended		Year Ended
		31st Dec 2013	30th Sept 2013	31st Dec 2012	31st Dec 2013	31st Dec 2012	30th June 2013
A	PARTICULARS OF SHAREHOLDING						
1	Public Shareholding						
	- Number of Shares	43,586,365	43,586,365	52,118,882	43,586,365	52,118,882	49,697,875
	- Percentage of Shareholding	35.29	35.29	42.20	35.29	42.20	40.24
2	Promoters and Promoter Group Shareholding						
a)	Pledged/Encumbered						
	- Number of Shares	21,850,000	21,850,000	18,850,000	21,850,000	18,850,000	18,850,000
	- Percentage of Shares (as a % of the total shareholding of promoter and promoter group)	27.34	27.34	26.41	27.34	26.41	25.54
	- Percentage of Shares (as a % of the total share capital of the company)	17.70	17.70	15.26	17.70	15.26	15.26
b)	Non-encumbered						
	- Number of Shares	58,063,171	58,063,171	52,530,654	58,063,171	52,530,654	54,951,661
	- Percentage of Shares (as a % of the total shareholding of promoter and promoter group)	72.66	72.66	73.59	72.66	73.59	74.46
	- Percentage of Shares (as a % of the total share capital of the company)	47.01	47.01	42.54	47.01	42.54	44.50

Particulars	Quarter Ended 31st Dec 2013
B	
Investor complaints	
Pending at the beginning of the quarter	-
Received during the quarter	4
Disposed off during the quarter	4
Remaining unresolved at the end of the quarter	-



Notes:


1 Segment-wise Revenue, Results and Capital Employed

	Quarter Ended			Six Month Ended		Year Ended
	31st Dec 2013 (Reviewed)	30th Sept 2013 (Reviewed)	31st Dec 2012 (Reviewed)	31st Dec 2013 (Reviewed)	31st Dec 2012 (Reviewed)	30th June 2013 (Audited)
Segment Revenue (Net)						
a. Iron & Steel	55,051.57	49,485.43	53,246.44	104,372.00	105,581.14	241,197.69
b. Mining	5,230.33	5,627.53	10,778.74	10,857.86	19,602.16	32,451.93
c. Power	-	-	-	-	-	33,330.66
Total	60,281.90	55,112.96	64,025.18	115,229.86	125,183.30	306,980.28
Less : Inter segment revenue	633.89	810.47	2,766.70	1,444.36	3,988.47	4,800.15
Total Net sales/Income from operations	59,648.01	54,302.49	61,258.48	113,785.50	121,194.83	302,180.13
Segment Results before Finance costs and Tax						
a. Iron & Steel	6,276.99	5,558.14	8,596.93	11,835.13	18,082.81	33,961.89
b. Mining	1,829.59	1,696.04	4,263.66	3,525.63	7,989.27	13,133.14
c. Power	-	-	(481.03)	-	(625.64)	5,869.48
Total	8,106.58	7,254.18	12,379.56	15,360.76	25,446.44	52,964.51
Less : Unallocable items						
i. Finance Costs (Net of Interest Income)	8,785.99	8,282.49	9,262.11	17,068.48	18,293.05	44,375.02
ii. Unallocable expense net off unallocable income.	(2,570.38)	(2,490.50)	(1,500.00)	(5,060.88)	(1,917.59)	(2,221.47)
Profit/(Loss) before tax	1,890.97	1,462.19	4,617.45	3,353.16	9,070.98	10,810.96
Capital Employed (Segment assets-- Segment Liabilities).						
a. Iron & Steel	365,789.91	339,055.81	289,647.16	365,789.91	289,647.16	331,924.71
b. Mining	47,729.68	47,570.32	65,432.43	47,729.68	65,432.43	41,859.82
c. Power	-	-	300,501.78	-	300,501.78	334,117.05
d. Unallocated	(256,289.66)	(230,510.78)	(451,379.39)	(256,289.66)	(451,379.39)	(504,246.46)
Total	157,229.93	156,115.35	204,201.98	157,229.93	204,201.98	203,655.12

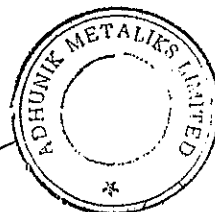
Business Segment : The Group is primarily engaged in the business of manufacturing and sale of Iron and steel products. However, besides Iron & Steel, the Group has also identified Mining and Power as reportable segment in terms of Accounting Standard 17 on "Segment Reporting".

2 Statement of Consolidated Assets and Liabilities

Particulars	As at	
	31st Dec 2013 (Reviewed)	30th June 2013 (Audited)
A. EQUITY AND LIABILITIES		
1 Shareholders' Funds		
(a) Share Capital	12,349.95	12,349.95
(b) Reserves and Surplus	144,879.98	143,172.56
Sub-total - Shareholders' funds	157,229.93	155,522.51
2 Minority Interests	-	48,109.55
3 Non-Current Liabilities		
(a) Long Term Borrowing	181,869.41	341,392.43
(b) Deferred Tax Liabilities (Net)	17,290.28	16,586.36
(c) Other Long Term Liabilities	2,500.00	-
(d) Long Term Provisions	723.80	873.82
Sub-total - Non-Current Liabilities	202,383.49	358,852.61
4 Current Liabilities		
(a) Short Term Borrowing	89,464.43	94,368.89
(b) Trade Payables	73,326.33	103,640.67
(c) Other Current Liabilities	34,822.00	136,169.06
(d) Short Term Provisions	3,506.42	3,686.48
Sub-total - Current Liabilities	201,119.18	337,865.10
Total - EQUITY AND LIABILITIES	560,732.60	900,349.77
B. ASSETS		
1 Non-Current Assets		
(a) Fixed Assets	279,312.11	596,018.89
(b) Goodwill on Consolidation	6,145.32	6,987.55
(c) Non Current Investments	31,070.58	7.65
(d) Long Term Loans and Advances	28,420.65	36,869.04
(e) Other Non-Current Assets	4,438.08	4,568.04
Sub-total - Non-Current Assets	349,386.74	644,451.17
2 Current Assets		
(a) Inventories	84,448.48	105,221.38
(b) Trade Receivables	65,093.80	88,484.96
(c) Cash & Bank Balances	3,432.84	4,788.92
(d) Short Term Loans and Advances	47,896.44	42,252.13
(e) Other Current Assets	10,474.30	15,151.21
Sub-total - Current Assets	211,345.86	255,898.60
Total - ASSETS	560,732.60	900,349.77




Handwritten signature




- 3 The above consolidated financial results were reviewed by the Audit Committee and approved by the Board of Directors at their respective meetings held on 11th February, 2014.
- 4 The Consolidated Financial Results, which relates to the Company and its Subsidiaries, Joint venture except an Associate, have been prepared in accordance with the principles and procedures for the preparation and presentation of Consolidated Accounts as set out in Accounting Standards (AS 21, AS 23 and AS 27) as notified by the Companies (Accounting Standards) Rules, 2006 (as amended).
- 5 In terms of the dictated order dated 29th March, 2010 of the Hon'ble High Court of Calcutta, net deferred tax liability amounting to ₹ 163.01 lacs and ₹ 245.23 lacs for the quarter and six months period ended 31st December, 2013 respectively, has been adjusted against Securities Premium Account.
- 6 There are no extraordinary items during the periods reported above.
- 7 Prior period figures have been regrouped/rearranged wherever necessary.
- 8 In accordance with Clause 41 of the Listing Agreement, the Company has published consolidated financial results. The unaudited Standalone financial results of the Company will, however be available on the Company's website (www.adhunikgroup.com) and/or the website of BSE (www.bseindia.com) and/or NSE (www.nseindia.com). Key standalone financial information are given below:

	Quarter Ended			Six Month Ended		Year Ended
	31st Dec 2013 (Reviewed)	30th Sept 2013 (Reviewed)	31st Dec 2012 (Reviewed)	31st Dec 2013 (Reviewed)	31st Dec 2012 (Reviewed)	30th June 2013 (Audited)
Total Income from Operations (Net)	43,371.46	38,174.94	35,171.89	81,546.40	73,837.67	167,185.53
Profit/(Loss) before Tax	362.42	244.99	205.73	607.41	(880.82)	(703.09)
Profit/(Loss) After Tax	444.64	162.77	1,006.08	607.41	134.25	282.02

Place : Kolkata
Date : 11th February, 2014



For and on behalf of the Board

 Ghanshyam Das Agarwal
 Chairman